

Overview

- M12, female, A-coded, 12-poles; PVC, 150 cm; M12, male, A-coded, 5-poles
- Head A: IP65, IP66K, IP67; Head B: IP67
- Cable: Good resistance against chemicals


Technical data
Side A

Head A: Connection	M12
Head A: Angle cable outlet	0°
Head A: Gender	Female
Head A: Coding	A
Head A: No. of poles	12
Head A: LED	No
Head A: Width across flats	AF13
Head A: Tightening torque	0.6 Nm
Head A: Knurled nut material	Zinc-pressure die casting, surface Ni
Head A: Body color	Black
Head A: Gasket material	FKM
Labeling sleeve side A	Yes

Side B

Head B: Connection	M12
Head B: Angle cable outlet	0°
Head B: Gender	Male
Head B: Coding	A
Head B: No. of poles	5
Head B: LED	No
Head B: Knurled nut material	Brass, surface Ni
Head B: Body color	Black
Head B: Gasket material	TPE-A – Pebax 4033
Labeling sleeve side B	Yes

Cables

Cable length	150 cm
Length tolerance	+ 10 cm
Shielded	No
Conductor structure	18 × 0.1 mm
AWG	26
External sheath: Material	PVC

Cables

External sheath: Color	Black
Cable diameter	6 mm ± 5%
Wire cross section	0.14 mm ²

Electrical data

Operating voltage	max. 30 V AC/DC 0
Nominal voltage	300 V
Contact resistance	max. 30 mOhm
Operating current per contact	max. 1.5 A

Mechanical data

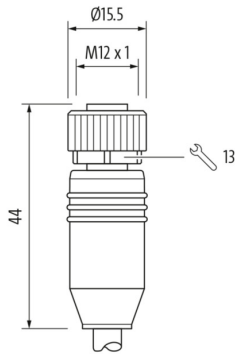
Head A: Degree of protection	IP65, IP66K, IP67
Head B: Degree of protection	IP67
Bending radius (mobile)	min. 10 × outer diameter

Environmental conditions

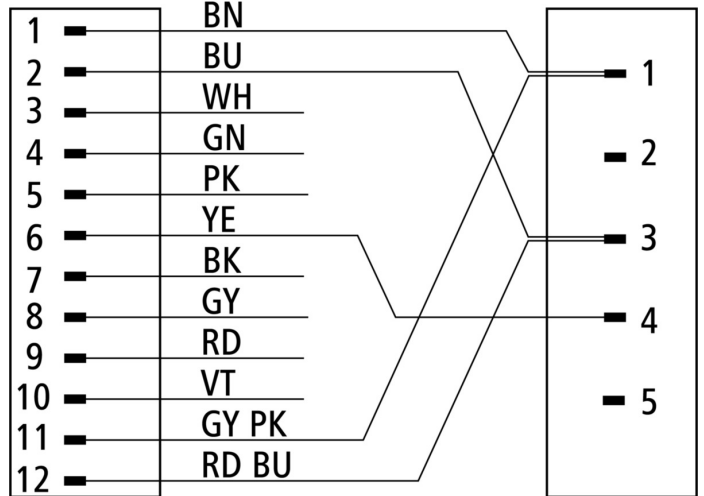
Temperature range (mobile)	- 5 ...+ 70 °C
Temperature range (fixed)	- 25 ...+ 70 °C
Cable: Temperature range (fixed)	- 30 ...+ 70 °C
Dragchain capable	No
Head A: Chemical resistance	No
Head A: Flame resistance	HB (UL 94)
Head A: Oil resistance	ASTM 1 oil, mineral oils, limited to hydraulic oils
Head A: Acid and alkali resistant	No
Head A: Pollution degree	3
Head B: Pollution degree	3
Cable: Chemical resistance	Good
Cable: Oil resistance	Good
Cable: Silicone-free	Yes

Side A

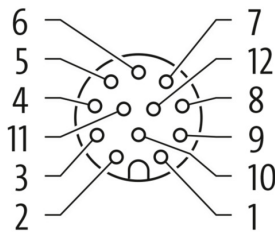
Technical drawing



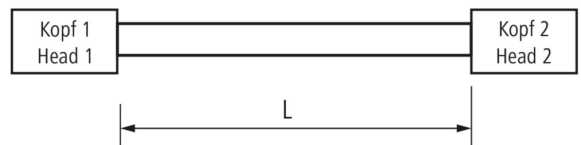
Connection diagram



Coding



Dimension drawing



Side B

Coding

