

Overview

- M12, male, L-coded, 5-poles; PUR, 2500 cm; M12, female, L-coded, 5-poles
- Dragchain capable; suitable for robotics ± 180 °/m
- Head A: IP65, IP67; Head B: IP65, IP67
- Cable: good resistance against chemicals, flames, oils
- Halogen free



Technical data

Side A

| | |
|------------------------------|---------------------------------------|
| Head A: Connection | M12 |
| Head A: Angle cable outlet | 0° |
| Head A: Gender | Male |
| Head A: Coding | L |
| Head A: No. of poles | 5 |
| Head A: LED | No |
| Head A: Width across flats | AF17 |
| Head A: Tightening torque | 0.6 Nm |
| Head A: Knurled nut material | Zinc-pressure die casting, surface Ni |
| Head A: Body color | Black |
| Labeling sleeve side A | Yes |

Side B

| | |
|------------------------------|---------------------------------------|
| Head B: Connection | M12 |
| Head B: Angle cable outlet | 0° |
| Head B: Gender | Female |
| Head B: Coding | L |
| Head B: No. of poles | 5 |
| Head B: LED | No |
| Head B: Width across flats | AF17 |
| Head B: Tightening torque | 0.6 Nm |
| Head B: Knurled nut material | Zinc-pressure die casting, surface Ni |
| Head B: Body color | Black |
| Head B: Gasket material | FKM |
| Labeling sleeve side B | Yes |

Cables

| | |
|---------------------------|---------------------|
| Cable length | 2500 cm |
| Length tolerance | ± 37.5 cm |
| Shielded | No |
| Conductor structure | 84 \times 0.15 mm |
| AWG | 16 |
| External sheath: Material | PUR |
| External sheath: Color | Black |
| Cable diameter | 8.7 mm \pm 5% |
| Wire cross section | 1.5 mm ² |

Electrical data

| | |
|-------------------|--------------|
| Operating voltage | max. 63 V DC |
| Nominal voltage | 1000 V AC |

Electrical data

| | |
|-------------------------------|--------------|
| Contact resistance | max. 30 mOhm |
| Operating current per contact | max. 12 A |

Mechanical data

| | |
|---------------------------------|----------------------------------|
| Head A: Degree of protection | IP65, IP67 |
| Head B: Degree of protection | IP65, IP67 |
| Bending radius (mobile) | min. 10 \times outer diameter |
| Bending radius (fixed) | min. 7.5 \times outer diameter |
| No. of bending cycles (C-track) | approx. 5000000 Cycles |
| Torsion speed | max. 35 cycles/min |
| Torsion stress in ° | ± 180 °/m |
| No. of torsion cycles | approx. 2000000 Cycles |
| Acceleration (C-track) | max. 5 m/s ² |
| Travel speed (C-track) | max. 3.3 m/s |

Environmental conditions

| | |
|-----------------------------------|---|
| Temperature range (mobile) | - 20 ...+ 80 °C |
| Temperature range (fixed) | - 25 ...+ 80 °C |
| Cable: Temperature range (fixed) | - 50 ...+ 80 °C |
| Dragchain capable | Yes |
| Head A: Chemical resistance | No |
| Head A: Flame resistance | V-2 (UL 94) |
| Head A: Acid and alkali resistant | No |
| Head A: Pollution degree | 3 |
| Head B: Chemical resistance | No |
| Head B: Flame resistance | V-2 (UL 94) |
| Head B: Acid and alkali resistant | No |
| Head B: Pollution degree | 3 |
| Cable: Chemical resistance | Good (DIN EN 60811-404) |
| Cable: Flame resistance | Conform UL 1581 VW-1, CSA FT1, IEC 60332-1, IEC 60332-2-2 |
| Cable: Oil resistance | Good (DIN EN 60811-404) |
| Cable: Silicone-free | Yes |

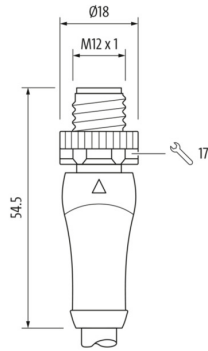
Technical data

Commercial data

Eclass 27060311

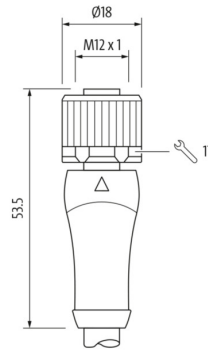
Side A

Technical drawing

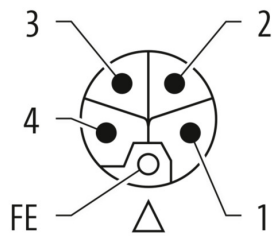


Side B

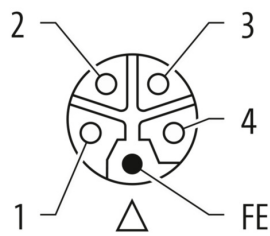
Technical drawing



Coding



Coding



Connection diagram



Dimension drawing

