

**Vue d'ensemble**

- M8, female, A-coded; 4-poles; PUR, 200 cm, shielded, free cable end
- Dragchain capable
- Head A: IP65, IP67
- Cable: good resistance against chemicals, flames, oils
- Halogen free


**Caractéristiques techniques**

Side A		Cable	
Head A: Connection	M8	Acceleration (C-track)	max. 5 m/s <sup>2</sup>
Head A: Angle cable outlet	0°	AWG	22
Head A: Gender	Female	Bending radius (fixed)	min. 5 × outer diameter
Head A: Coding	A	Torsion speed	max. 35 cycles/min
Head A: No. of poles	4	Bending radius (mobile)	min. 10 × outer diameter
Head A: LED	No	Cable type	3
Head A: Width across flats	AF9	Cable weight	approx. 50,6 g/m
Head A: Tightening torque	0,4 Nm	Conductor structure	42 × 0,1 mm
Head A: Knurled nut material	Zinc-pressure die casting, surface Ni	Cable diameter	5,3 mm ± 5%
Head A: Body color	Black	Conductor: Material	Copper, bare
Head A: Gasket material	FKM	External sheath: Material	PUR
Labeling sleeve side A	Yes	Insulation: Material	PP
<b>Side B</b>		Shielding: Material	Copper, tinned
Head B: Connection	Open-ended wires	No. of bending cycles (C-track)	approx. 5000000 Cycles
Labeling sleeve side B	Yes	Nominal voltage	300 V
<b>Cables</b>		No. of torsion cycles	approx. 2000000 Cycles
Cable length	200 cm	Paired stranding	No
Length tolerance	+ 10 cm	Single wire diameter	0,1 mm
Stripping length	20 mm	Cable: Test voltage	2 kV AC core-core ; 2 kV AC core-shield
Shielded	Oui	Torsion stress in °	± 30 °/m
Conductor structure	42 × 0,1 mm	Total stranding	4 wires strand
AWG	22	Travel speed (C-track)	max. 3,3 m/s
External sheath: Material	PUR	Traversing path (horizontal)	max. 5 m
External sheath: Color	Black	Wire cross section	0,34 mm <sup>2</sup>
Cable diameter	5,3 mm ± 5%	Wire processing	No
Wire cross section	0,34 mm <sup>2</sup>	Wire diameter incl. isolation	1,25 mm ± 5%
<b>Cable</b>		External sheath: Color	Black
Cable: Temperature range (mobile)	- 25 ...+ 80 °C	<b>Données électriques</b>	
Cable: Temperature range (fixed)	- 40 ...+ 80 °C	Operating voltage	max. 50 V AC / 60 V DC
Shielded	Oui	Nominal voltage	300 V
Shielding: Covering	approx. 80 %	Contact resistance	max. 30 mOhm
Bending radius (fixed)	26,5 mm	Operating current per contact	max. 4 A
Number of wires	4	<b>Données mécaniques</b>	
Number and diameter of wires	4x0,34	Head A: Degree of protection	IP65, IP67
Length tolerance	+ 10 cm	Bending radius (mobile)	min. 10 × outer diameter
Cable length	200 cm	Bending radius (fixed)	min. 5 × outer diameter

**Caractéristiques techniques**

**Données mécaniques**

No. of bending cycles (C-track)	approx. 5000000 Cycles
Torsion speed	max. 35 cycles/min
Torsion stress in °	± 30 °/m
No. of torsion cycles	approx. 2000000 Cycles
Acceleration (C-track)	max. 5 m/s <sup>2</sup>
Travel speed (C-track)	max. 3,3 m/s

**Conditions ambiantes**

Temperature range (mobile)	- 25 ...+ 80 °C
Temperature range (fixed)	- 25 ...+ 80 °C
Cable: Temperature range (fixed)	- 40 ...+ 80 °C
Dragchain capable	Oui
Head A: Chemical resistance	No

**Conditions ambiantes**

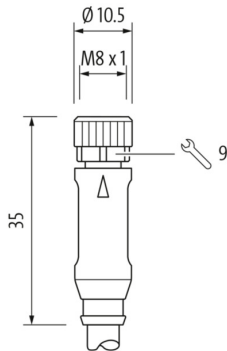
Head A: Flame resistance	HB (UL 94)
Head A: Oil resistance	ASTM 1 oil, mineral oils, limited to hydraulic oils
Head A: Acid and alkali resistant	No
Head A: Pollution degree	3
Cable: Chemical resistance	Good (DIN EN 60811-404)
Cable: Flame resistance	Conform UL 1581 §1090 (H), CSA FT2, IEC 60332-2-2
Cable: Oil resistance	Good (DIN EN 60811-404)
Cable: Silicone-free	Oui

**Commercial data**

Eclass	27060311
--------	----------

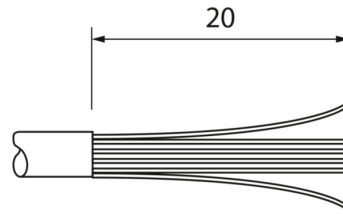
**Side A**

**Technical drawing**

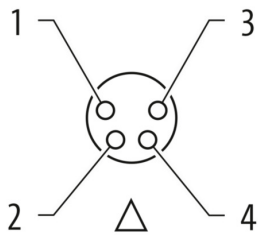


**Side B**

**Technical drawing**



**Coding**



**Schéma de raccordement**

