

EN580E.IL-TT12.GA1S1.01024.K

Through hollow shaft, 1024 sinewave cycles per revolution

Article number: 11246038

Overview

- Size $\varnothing 58$ mm
- Precise optical sensing
- Output signal level SinCos
- Sinewave cycles per revolution 1024
- High connection flexibility thanks to flexible connector M12



Technical data

Technical data - electrical ratings

Voltage supply	5 VDC ± 5 %
Reverse polarity protection	Yes
Short-circuit proof	Yes
Consumption w/o load	≤ 70 mA
Sinewave cycles per revolution	1024
Phase shift	$90^\circ \pm 10^\circ$
Sensing method	Optical
Output frequency	≤ 180 kHz (-3 dB)
Output signals	A+, B+, R+, A-, B-, R-
Output stages	SinCos 1 Vpp
Interference immunity	EN 61000-6-2
Emitted interference	EN 61000-6-4
Approval	UL-Listing: E217823

Technical data - mechanical design

Size (flange)	$\varnothing 58$ mm
---------------	---------------------

Technical data - mechanical design

Shaft type	$\varnothing 12$ mm (through hollow shaft)
Motor shaft tolerance	± 0.2 mm (axial offset) ≤ 0.1 mm (radial offset) ≤ 0.1 mm (concentricity)
Protection EN 60529	IP 54 (flange side) IP 65 (housing side)
Operating speed	≤ 6000 rpm (+25 °C)
Starting torque	≤ 0.04 Nm
Material	Housing: aluminium Solid shaft: stainless steel
Operating temperature	-25...+100 °C (see general information)
Relative humidity	95 % non-condensing
Resistance	EN 60068-2-6 Vibration 10 g, 10-2000 Hz EN 60068-2-27 Shock 100 g, 11 ms
Connection	Connector M12, 8-pin, flexible
Weight approx.	300 g

General information

Self-heating correlated to installation and ambient conditions as well as to electronics and supply voltage must be considered for precise thermal dimensioning. Operating the encoder close to the maximum limits requires measuring the real prevailing temperature at the encoder flange.

Terminal assignment

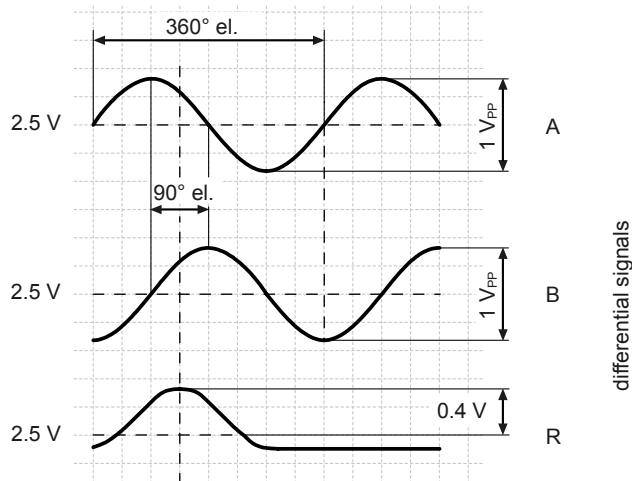
Connector M12, 8-pin

Pin	Assignment
1	0 V
2	+Vs
3	A+
4	A-
5	B+
6	B-
7	R+
8	R-



Output signals

Clockwise rotation when looking at flange.



Output signal level

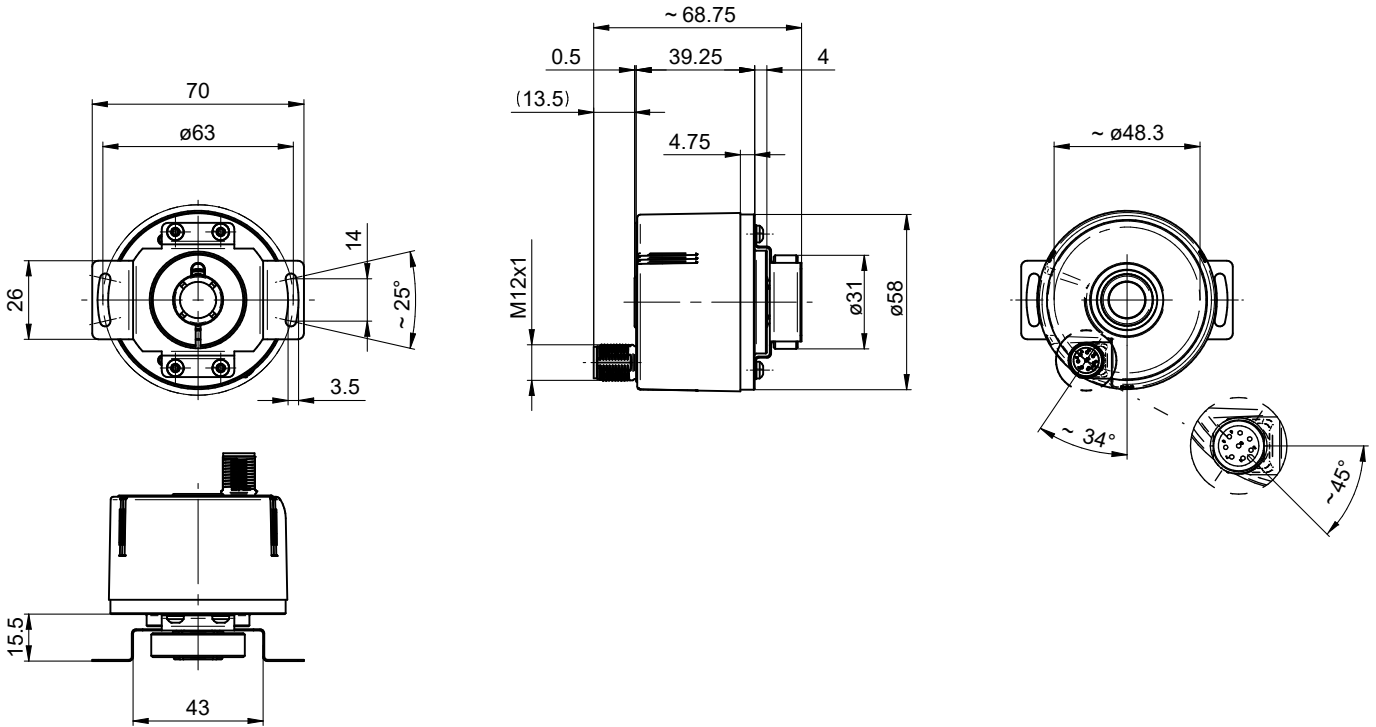
Outputs	Sine
Output amplitude A + B	1 V _{ss} at Z ₀ = 120 Ω
Output amplitude R	Appr. 0.4 V (useable part) at Z ₀ = 120 Ω

EN580E.IL-TT12.GA1S1.01024.K

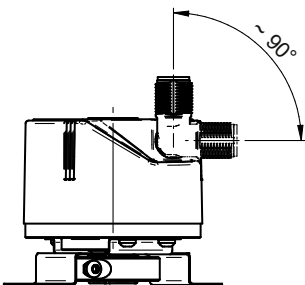
Through hollow shaft, 1024 sinewave cycles per revolution

Article number: 11246038

Dimensions



Through hollow shaft, connector M12



Through hollow shaft, flexible connector M12

Accessories**Mounting accessories**

11066083	Mounting kit 006
11073119	Mounting kit 021
11067367	Mounting kit 028
11100198	Mounting kit 046
11113210	Mounting kit 047
11124300	Mounting kit 048
11106627	Fan cover clip 8 mm
11116921	Insulating sleeve $\varnothing 10$ mm/ $\varnothing 12$ mm/25 mm long
11116923	Insulating sleeve $\varnothing 12$ mm/ $\varnothing 14$ mm/25 mm long